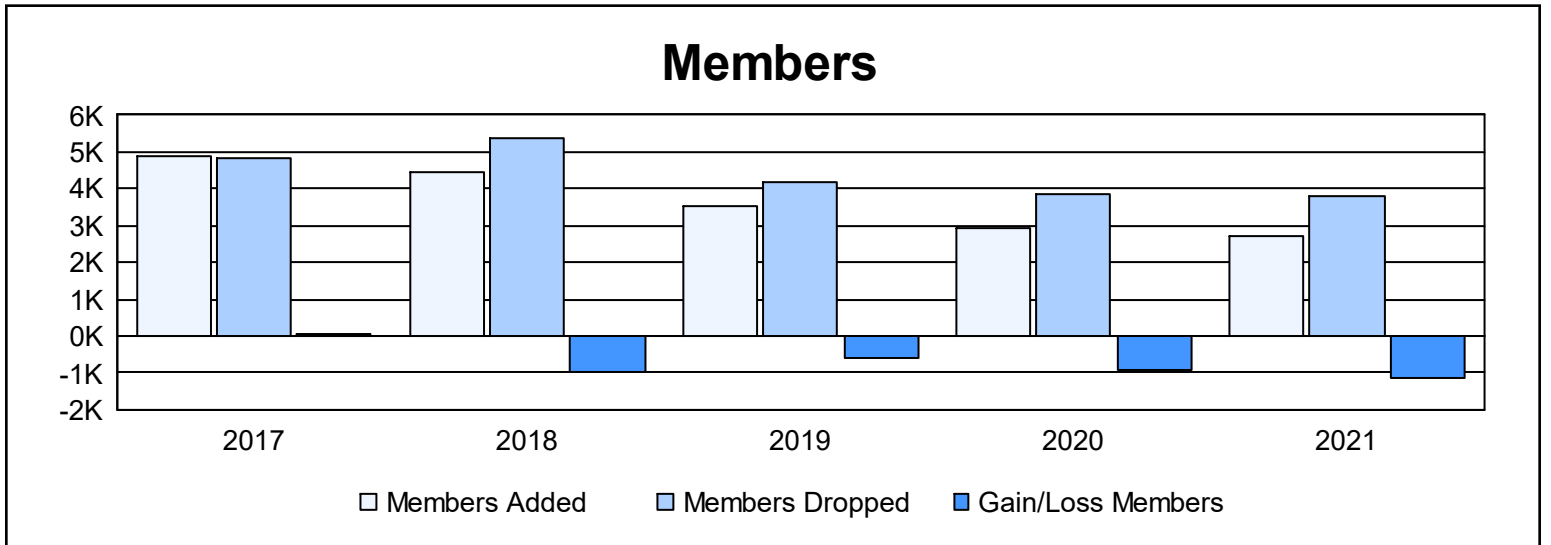
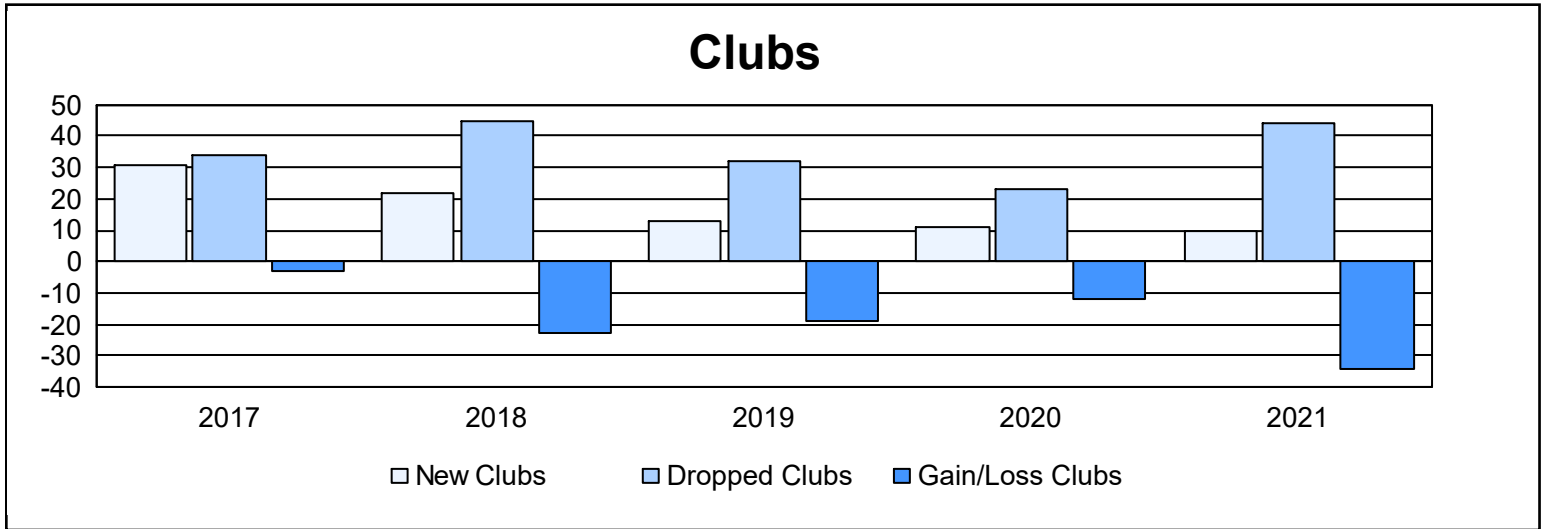
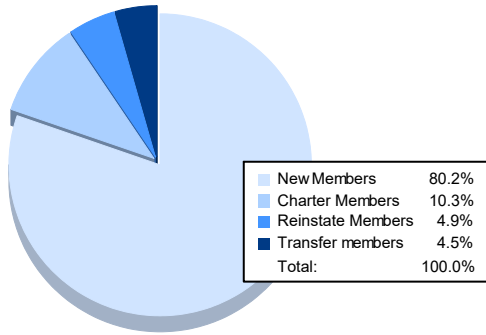


Year	New Clubs	Dropped Clubs	Gain/ Loss Clubs	New Members	Charter Members	Reinstate Members	Transfer Members	Total Member Added	Total Members Dropped	Gain/ Loss Members
2016-2017	31	34	-3	3,621	878	199	179	4,877	4,836	41
2017-2018	22	45	-23	3,371	720	167	185	4,443	5,396	-953
2018-2019	13	32	-19	2,732	472	166	182	3,552	4,163	-611
2019-2020	11	23	-12	2,222	380	138	172	2,912	3,842	-930
2020-2021	10	44	-34	2,160	277	133	122	2,692	3,817	-1,125
<b>Average</b>	<b>17</b>	<b>36</b>	<b>-18</b>	<b>2,821</b>	<b>545</b>	<b>161</b>	<b>168</b>	<b>3,695</b>	<b>4,411</b>	<b>-716</b>



### Membership Composition June 2021 Cumulative



### Gender Composition June 2021 Cumulative

